


Contents

Grades K-1



Week

1 • English • Mathematics 5
• Science • Social Studies

2 • English • Mathematics 19
• Science • Social Studies

3 • English • Mathematics 33
• Science • Social Studies

4 • Arts & Crafts • Comics 47
• Fun Places to Go in Summer



Week

5 • English • Mathematics 55
• Science • Social Studies

6 • English • Mathematics 69
• Science • Social Studies

7 • English • Mathematics 83
• Science • Social Studies

8 • Arts & Crafts • Comics 97
• Fun Places to Go in Summer





Answers

105

C. Write 1, 2, 3, and 4 to put the pictures in order to show how to make a rainbow.



1. Stand with the sun behind you.
2. Hold the garden hose up on your side.
3. Spray water in the air.
4. A rainbow is formed.



Week

1



English

A. Look at the picture. Circle ○ the correct words.






1. The bee is **above** / **below** the basket.
2. The snail is **behind** / **under** the big flower.
3. The apples are **in front of** / **behind** the fairies.
4. The small flowers are **between** / **beside** the basket.
5. A fairy is waving at the butterfly with her **left** / **right** hand.




Week
2

Mathematics

A. Colour the things that belong to nature. Then colour the paths to bring them to nature.



Nature



Week

5



Social Studies



A. Identify the things that can get through the funnel. Write the letters on the lines. Then circle the correct word.

A

B

C

D

E

F

G

H

I

sugar

WATER

HONEY

sand

JUICE



Anything that can get through the funnel can **float / flow** .